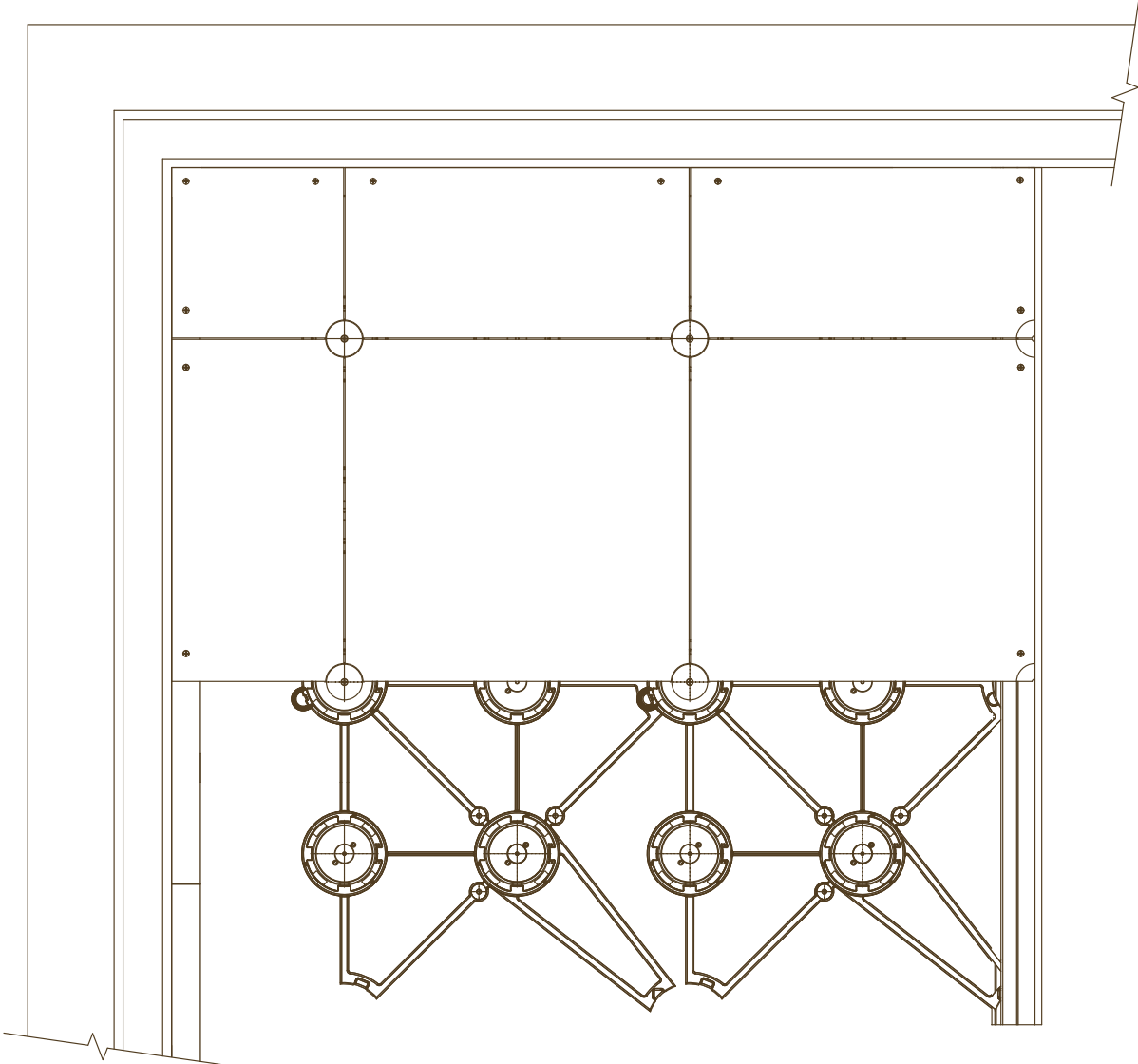


OVERVIEW - TECH SHEET FLOOR SYSTEM



COMPONENTS & MATERIALS

Floor Tiles

Cementitious Fiber-board (Cement Bonded Particle Board)
Cuttable material

Supports

20 Gauge Stamped Steel
Zinc plated to prevent corrosion

Webs and Pad Nuts

V-0 Polypropylene
Color: white
Directional Quick Connect system

Screw and Washer Assemblies

Steel, zinc plated

Perimeter Blocking

Steel, 18 gauge satin coat (pre-plated)

Perimeter Fasteners

Steel, black phosphate finish

Mastic Adhesive

Copolymer Flexible Mastic
Low VOC (Volatile Organic Compounds)

Draft Stop

Mineral Wool Insulation
Non combustible and moisture resistant
Made from basalt rock and steel slag
Contains 40%+ post industrial recycled material

Edging

Aluminum, anodized or powder coated, with zinc plated steel mounting hardware
Colors: As per order

INSTALLATION

Suitable for installation over existing subfloors that are level to within $\frac{3}{8}$ " in 10 feet (9.5mm in 3048mm). Floor webbing follows contour of subfloor with no leveling capabilities.

Tiles	One per four square feet
Steel Supports	One per square foot Supports assembled to Webs
Webs	One per four square feet Directional Quick Connect system
Pad Nuts	One per square foot Pad Nuts assembled to Webs/Supports
Screw/Washer Assemblies	One per four square feet
Perimeter Blocking	Supports floor at room perimeter and around columns
Perimeter Fasteners	Two per perimeter tile minimum
Draft Stop	Typically required to isolate every 3000 ft ² (279m ²). Varies by local building code
Edging	Skirting required for exposed transitions to base floor

DIMENSIONS & DETAILS

Cavity

Module Size 7" W x 7" L x 1 $\frac{1}{16}$ " H
(178mm x 178mm x 43 mm)
Size on Diagonal 11 $\frac{3}{4}$ " (298mm) square
Cable Raceway 8" W x 1 $\frac{1}{16}$ " H (203mm x 43mm)
Capacity 196 CAT5e cables per raceway

System Dead Load

Weight 6.05 lbs per square foot

Floor Tiles

Tile Size 24" x 24" (610mm x 610mm)
Tile Dimensions 23 $\frac{7}{8}$ " W x 23 $\frac{7}{8}$ " L x $\frac{7}{8}$ " D
(607mm x 607mm x 21mm)
Tile Weight 21 $\frac{1}{2}$ lbs each (9.75 kgs)

Steel Supports

Support Height 2 $\frac{5}{8}$ " (67mm) to bottom of carpet
Floor Cavity Height 1 $\frac{13}{16}$ " (46mm) base to underside of tile
Component Size: 5 $\frac{1}{4}$ " diameter x 1 $\frac{1}{16}$ " high
(133mm x 43mm)
4" (102mm) diameter top
Support Details 18 Gauge steel
12" O.C. (305mm)

Webbing

Webbing Size 24" x 24" (610mm x 610mm)
 $\frac{1}{8}$ " (2.5mm) thick typical

Pad Nuts

Pad Nut Size 4" diameter x $\frac{1}{16}$ " thick
(102mm x 1.6mm)

Screw & Washer Assembly

Washer Size 2 $\frac{1}{2}$ " diameter x $\frac{1}{16}$ " thick
(51mm x 1.6mm)
Philips Screw $\frac{1}{4}$ " x 2 $\frac{1}{4}$ " long (6.3mm x 57mm)

Perimeter Blocking

Blocking Size 1 $\frac{3}{4}$ " H x 2" W x 8'-0" L
(44mm x 51mm x 2438mm)
18 gauge steel

Perimeter Fasteners

Philips Screw $\frac{1}{4}$ " x 2 $\frac{1}{4}$ " long (6.3mm x 57mm)

Mastic Adhesive

Component Size 11 oz cartridges (318 ml)
Typical usage 0.1 oz. per ft²
(3 ml)

Draft Stop

Component Size 2" H x 2" W x 4'-0" L
(51mm x 51mm x 1219mm)
Compresses to 1 $\frac{13}{16}$ " (46mm) installed

Edging

Component Size 2 $\frac{7}{8}$ " H x 2 $\frac{1}{2}$ " W x 8'-0" L
(73mm x 63mm x 2438mm)

TESTING & APPROVALS

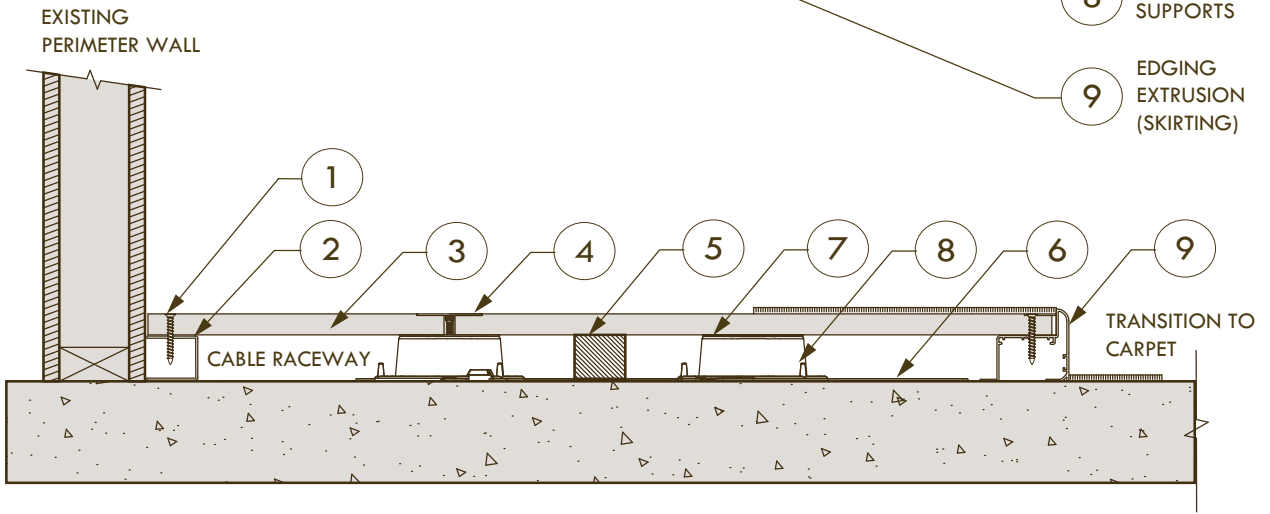
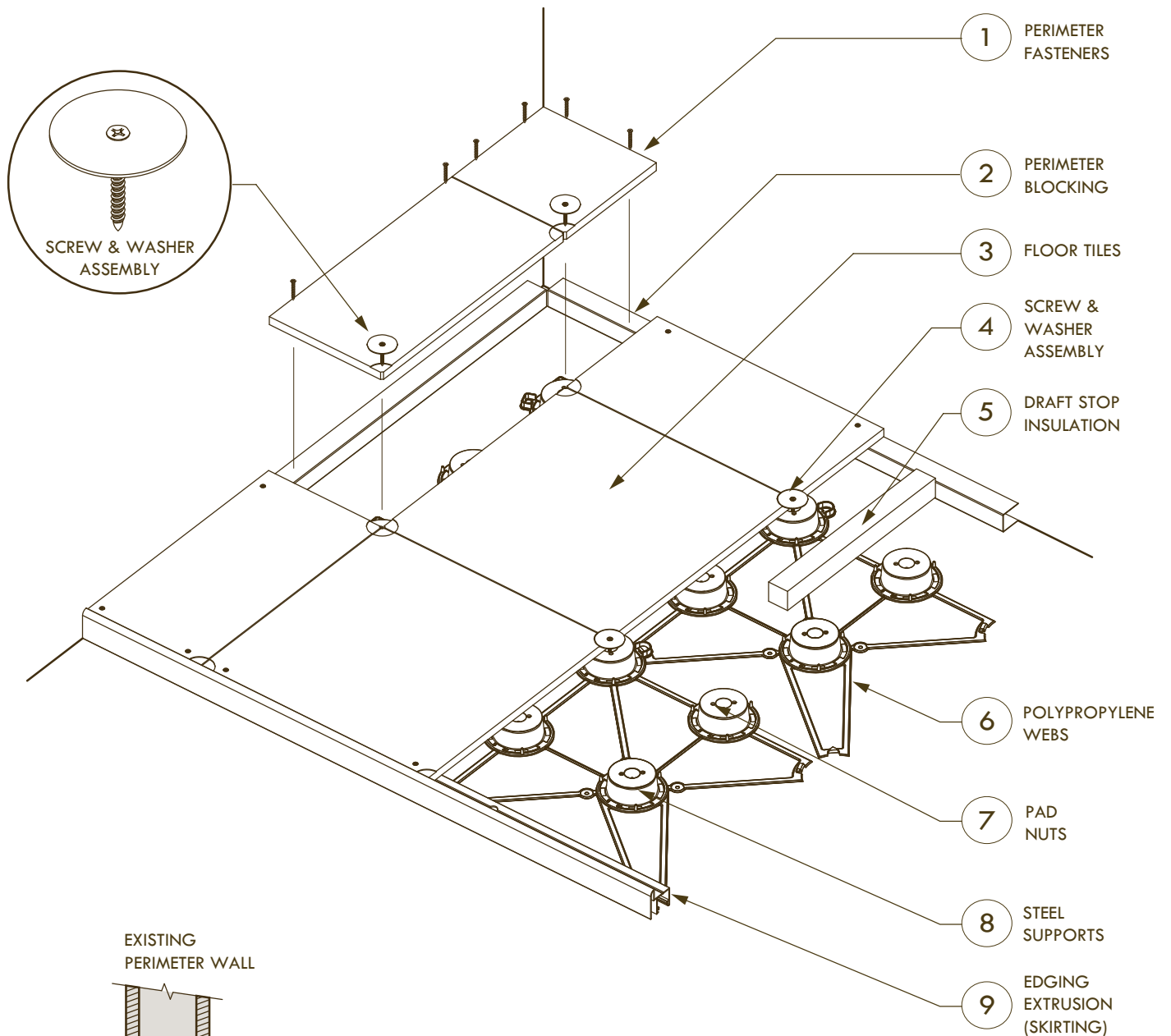
Acceptance Criteria for Fixed Height, Low Profile, Raised Floor Systems: AC151

Inclusive of the following tests: ASTM D 635, ASTM D 1929, ASTM D 2843-99, ASTM E 84, ASTM E 119, ASTM E 2322-03

Los Angeles Research Report (General) LARR-25858

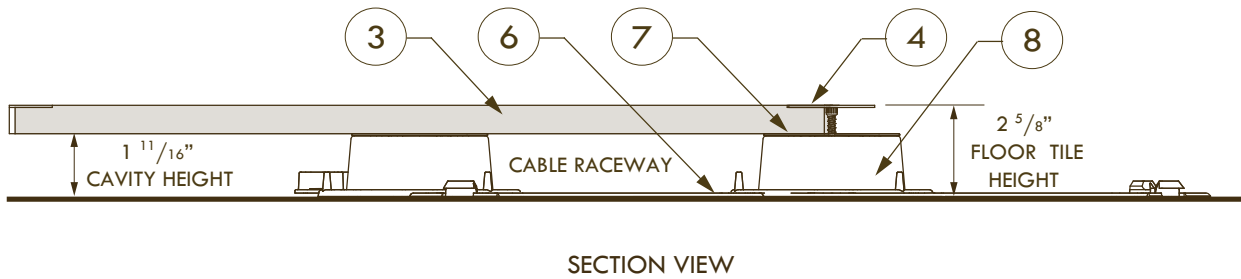
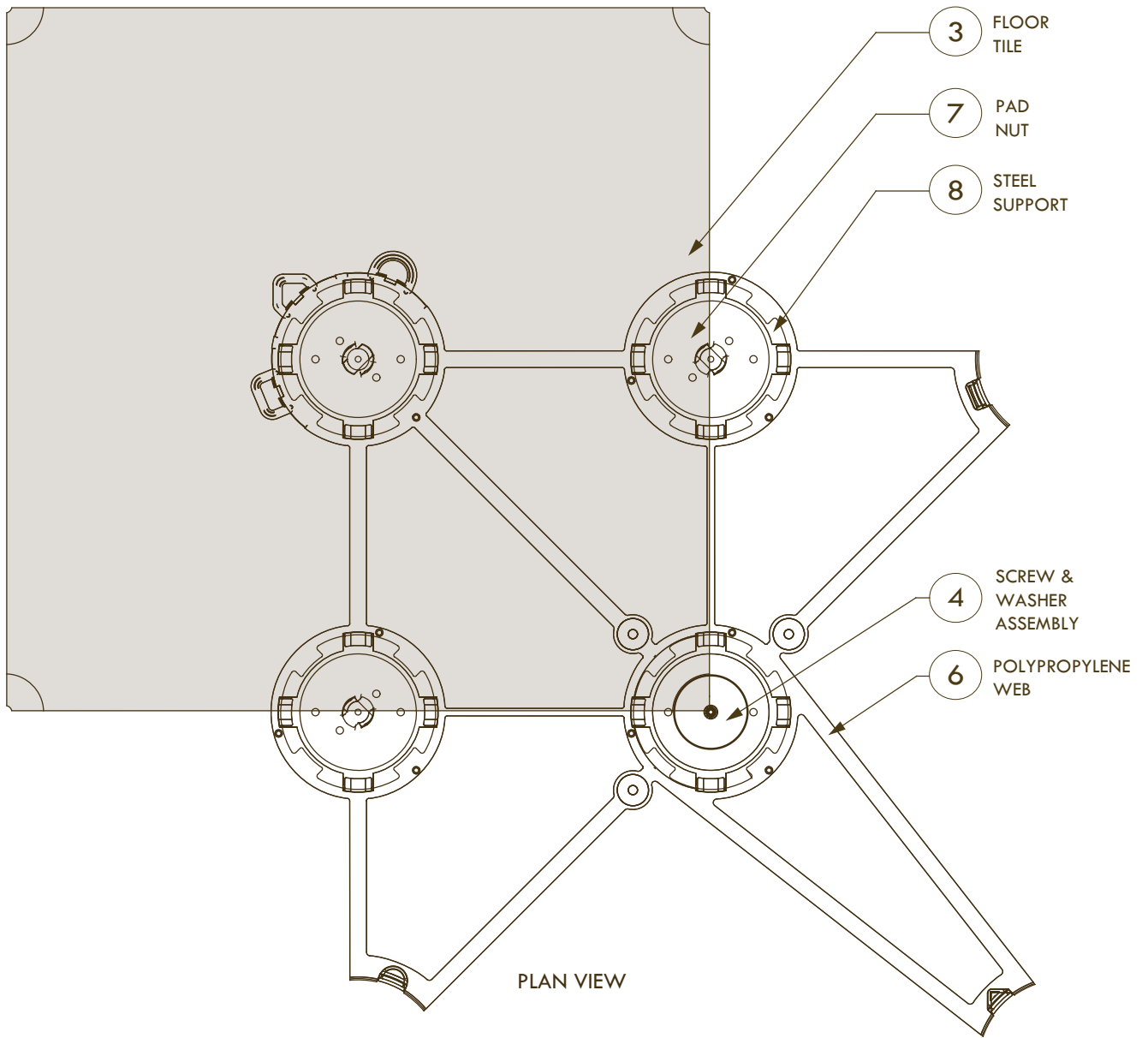
Testing Reports, Details and Approvals are available upon request.

ISOMETRIC/DIRTT FLOOR

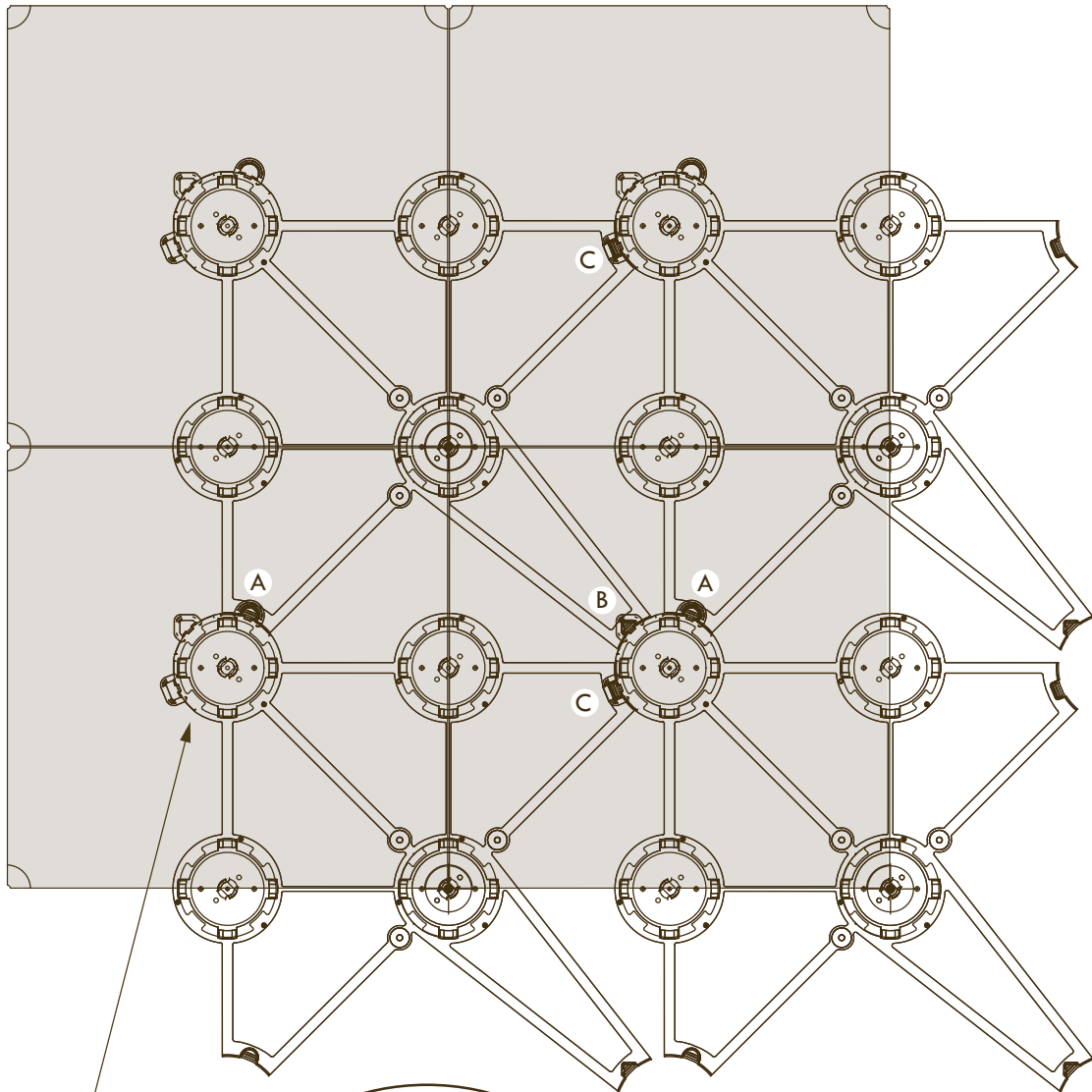


SECTION VIEW

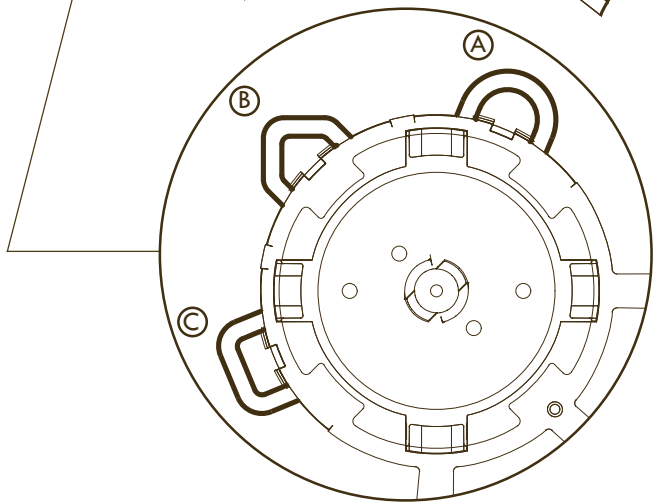
DIRTT FLOOR - COMPONENTS



DIRTT FLOOR - ASSEMBLED ARRAY



PLAN VIEW



DIRECTIONAL QUICK CONNECT SYSTEM